Selection Tab

Selection · https://mes100.com/docs/selection-tab/

In every module except MSMA in the 'Input' windows, there is a Selection Tab

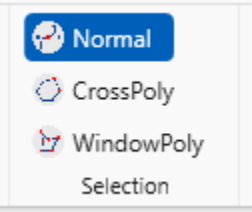

- Normal - will select the one entity at the one time
- CrossPoly - will select every entity that **at least partially inside** the defined polygon
- WindowPoly - will select every entity that is **fully included** inside the defined polygon

For example, if the user chooses the entity as shown below;

Embedded media:
https://www.youtube.com/embed/v3uSkGVDxxQ?version=3&rel=1&showsearch=0&showinfo=1&iv_load_policy=1&fs=1&hl=en-US&autohide=2&wmode=transparent&enablejsapi=1

The outcome of the selected entity is as follows;

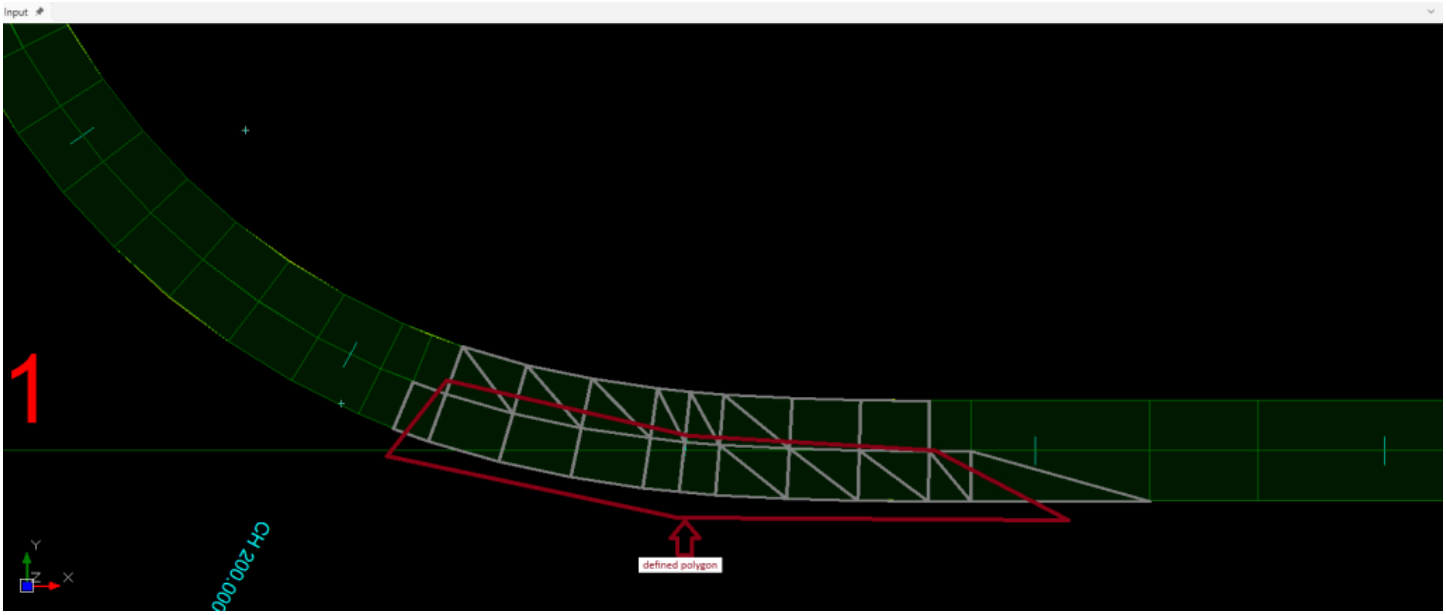

For CrossPoly selection method

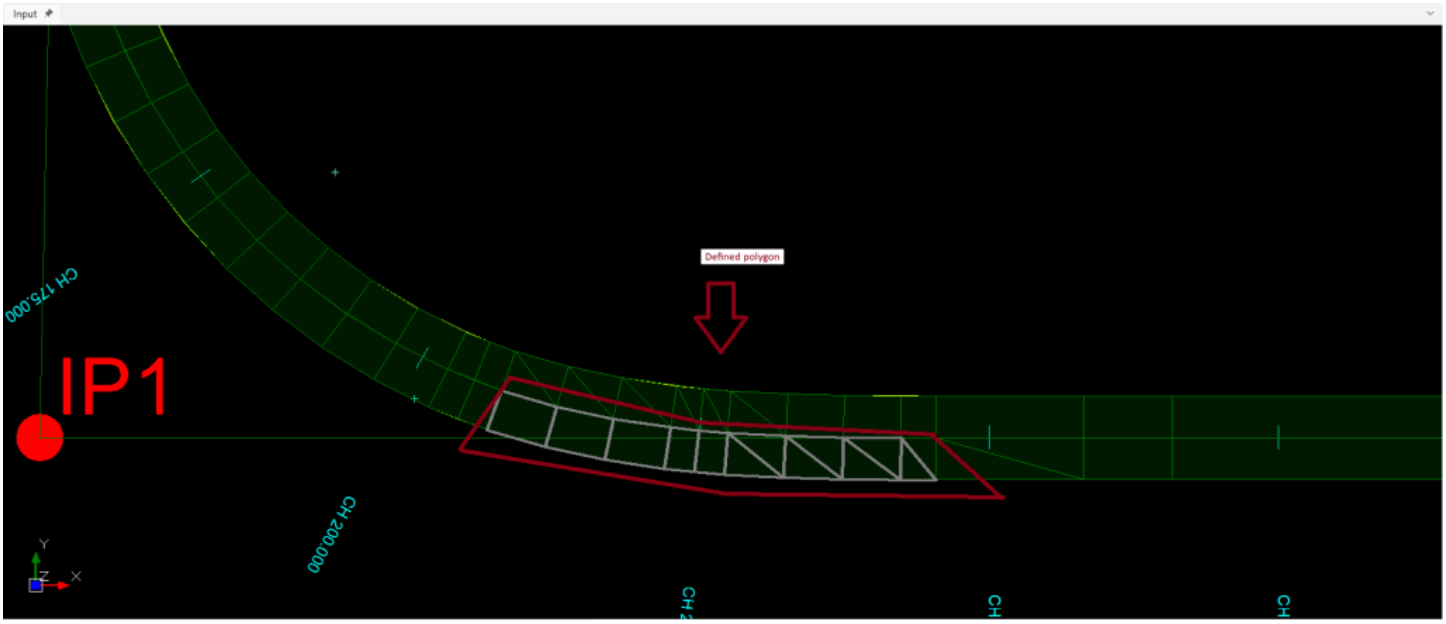

For WindowPoly selection method

Related



Ngu Soon Hui

I’m the Benevolent Dictator for Life for MiTS Software cum Editor of this website. Read more here.

You can also contact me at soonhui@mes100.com